

uCertify

Course Outline

**Microsoft Azure Architect
Technologies and Design (AZ-303 &
AZ-304)**



Lesson



Practice test



Live-Lab

Contents

1. Course Objective
2. Pre-Assessment
3. Exercises, Quizzes, Flashcards & Glossary
 - Number of Questions
4. Expert Instructor-Led Training
5. ADA Compliant & JAWS Compatible Platform
6. State of the Art Educator Tools
7. Award Winning Learning Platform (LMS)
8. Chapter & Lessons
 - Syllabus
 - Chapter 1: Introduction
 - Chapter 2: Gaining the Azure Solutions Architect Expert Certification
 - Chapter 3: Security and Identity
 - Chapter 4: Networking
 - Chapter 5: Compute
 - Chapter 6: Data and Storage
 - Chapter 7: Hybrid, Compliance, and Messaging
 - Chapter 8: Developing for the Cloud
 - Chapter 9: Migrate and Deploy
 - Chapter 10: Monitor and Recover
- Videos and How To
9. Practice Test
 - Here's what you get
 - Features
- 10.

Live Labs

Lab Tasks

Here's what you get

11. Post-Assessment

1. Course Objective

Gain hands-on experience to pass the Microsoft Azure certification exam with the Microsoft Azure Architect Technologies and Design (AZ-303 & AZ-304) course and lab. Interactive chapters comprehensively cover the AZ-303 and AZ-304 exam objectives and provide knowledge in areas such as networking, virtualization, identity, security, business continuity, disaster recovery, data platform, budgeting, and governance. This Microsoft Azure training will assist you in better understanding the Microsoft Azure platform and features.

2. Pre-Assessment

Pre-Assessment lets you identify the areas for improvement before you start your prep. It determines what students know about a topic before it is taught and identifies areas for improvement with question assessment before beginning the course.


3. Quizzes

Quizzes test your knowledge on the topics of the exam when you go through the course material. There is no limit to the number of times you can attempt it.

110
QUIZZES

4. Flashcards

Flashcards are effective memory-aiding tools that help you learn complex topics easily. The flashcard will help you in memorizing definitions, terminologies, key concepts, and more. There is no limit to the number of times learners can attempt these. Flashcards help master the key concepts.



5. Glossary of terms

uCertify provides detailed explanations of concepts relevant to the course through Glossary. It contains a list of frequently used terminologies along with its detailed explanation. Glossary defines the key terms.



6. Expert Instructor-Led Training

uCertify uses the content from the finest publishers and only the IT industry's finest instructors. They have a minimum of 15 years real-world experience and are subject matter experts in their fields. Unlike a live class, you can study at your own pace. This creates a personal learning experience and gives you all the benefit of hands-on training with the flexibility of doing it around your schedule 24/7.

7. ADA Compliant & JAWS Compatible Platform

uCertify course and labs are ADA (Americans with Disability Act) compliant. It is now more accessible to students with features such as:

- Change the font, size, and color of the content of the course
- Text-to-speech, reads the text into spoken words
- Interactive videos, how-tos videos come with transcripts and voice-over
- Interactive transcripts, each word is clickable. Students can clip a specific part of the video by clicking on a word or a portion of the text.

JAWS (Job Access with Speech) is a computer screen reader program for Microsoft Windows that reads the screen either with a text-to-speech output or by a Refreshable Braille display. Student can easily navigate uCertify course using JAWS shortcut keys.

8. State of the Art Educator Tools

uCertify knows the importance of instructors and provide tools to help them do their job effectively. Instructors are able to clone and customize course. Do ability grouping. Create sections. Design grade scale and grade formula. Create and schedule assessments. Educators can also move a student from self-paced to mentor-guided to instructor-led mode in three clicks.

9. Award Winning Learning Platform (LMS)

uCertify has developed an award winning, highly interactive yet simple to use platform. The SIIA CODiE Awards is the only peer-reviewed program to showcase business and education technology's finest products and services. Since 1986, thousands of products, services and solutions have been recognized for achieving excellence. uCertify has won CODiE awards consecutively for last 7 years:

- 2014

1. Best Postsecondary Learning Solution

• **2015**

1. Best Education Solution
2. Best Virtual Learning Solution
3. Best Student Assessment Solution
4. Best Postsecondary Learning Solution
5. Best Career and Workforce Readiness Solution
6. Best Instructional Solution in Other Curriculum Areas
7. Best Corporate Learning/Workforce Development Solution

• **2016**

1. Best Virtual Learning Solution
2. Best Education Cloud-based Solution
3. Best College and Career Readiness Solution
4. Best Corporate / Workforce Learning Solution
5. Best Postsecondary Learning Content Solution
6. Best Postsecondary LMS or Learning Platform
7. Best Learning Relationship Management Solution

• **2017**

1. Best Overall Education Solution
2. Best Student Assessment Solution
3. Best Corporate/Workforce Learning Solution
4. Best Higher Education LMS or Learning Platform

• **2018**

1. Best Higher Education LMS or Learning Platform
2. Best Instructional Solution in Other Curriculum Areas
3. Best Learning Relationship Management Solution

- 2019
 1. Best Virtual Learning Solution
 2. Best Content Authoring Development or Curation Solution
 3. Best Higher Education Learning Management Solution (LMS)

- 2020
 1. Best College and Career Readiness Solution
 2. Best Cross-Curricular Solution
 3. Best Virtual Learning Solution

10. Chapter & Lessons

uCertify brings these textbooks to life. It is full of interactive activities that keeps the learner engaged. uCertify brings all available learning resources for a topic in one place so that the learner can efficiently learn without going to multiple places. Challenge questions are also embedded in the chapters so learners can attempt those while they are learning about that particular topic. This helps them grasp the concepts better because they can go over it again right away which improves learning.

Learners can do Flashcards, Exercises, Quizzes and Labs related to each chapter. At the end of every lesson, uCertify courses guide the learners on the path they should follow.

Syllabus

Chapter 1: Introduction

- Who This Course Is For?

- What This Course Covers?

- How This Course Is Structured?

- What You Need to Use This Course?
- Conventions
- AZ-303 Objective Map
- AZ-304 Objective Map

Chapter 2: Gaining the Azure Solutions Architect Expert Certification

- The Journey to Certification
- A Strategy to Pass the Azure Exams
- Recognize Azure Product Names, Features, and Functionalities
- An Introduction to “Must-Know” Azure Features
- Summary
- Exam Essentials

Chapter 3: Security and Identity

- Azure Active Directory
- Role-Based Access Control
- Hardware and Network Security
- Azure Security Products and Techniques

- Summary
- Exam Essentials

Chapter 4: Networking

- Microsoft's Global Network
- Overview of Hybrid Networks
- Azure Virtual Networking
- Network Security
- IP Restrictions
- Using Azure DNS
- Hybrid Azure Networking
- Additional Azure Networking Products
- Summary
- Exam Essentials

Chapter 5: Compute

- An Overview of Compute (Hosting Model)
- Azure Container Instances

- Azure Virtual Machines
- Azure App Services
- Azure Batch and HPC
- Azure Functions
- Service Fabric
- Azure Kubernetes Service
- Cloud Services
- Windows Virtual Desktop
- Summary
- Exam Essentials

Chapter 6: Data and Storage

- RDBMS, OLTP, OLAP, and ETL
- Big Data/NoSQL
- Choosing the Right Data Storage Solution
- Summary

Chapter 7: Hybrid, Compliance, and Messaging

- Hybrid Solutions
- Azure Cloud Compliance Techniques
- Azure Messaging Services
- Summary
- Exam Essentials

Chapter 8: Developing for the Cloud

- Architectural Styles, Principles, and Patterns
- An Introduction to Coding for the Cloud
- IDEs and Source Code Repositories
- Implementing Security
- Summary
- Exam Essentials

Chapter 9: Migrate and Deploy

- Migrating to Azure
- Moving Resources in Azure

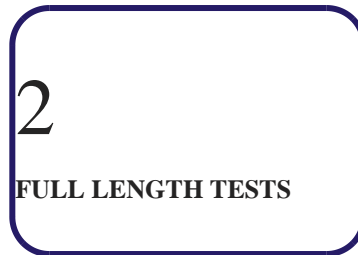
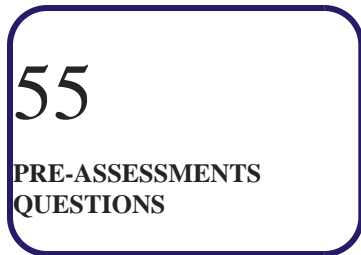
- Deploying Application Code and Azure Resources
- Learning Azure Automation
- Summary
- Exam Essentials

Chapter 10: Monitor and Recover

- Monitoring Azure Resources
- Recover Azure Resources
- Summary
- Exam Essentials

11. Practice Test

Here's what you get



Features

Full Remediation

Each question comes with detailed remediation explaining not only why an answer option is correct but also why it is incorrect.

Unlimited Practice

Each test can be taken unlimited number of times until the learner feels they are prepared. Learner can review the test and read detailed remediation. Detailed test history is also available.

Learn, Test and Review Mode

Each test set comes with learn, test and review modes. In learn mode, learners will attempt a question and will get immediate feedback and complete remediation as they move on to the next question. In test mode, learners can take a timed test simulating the actual exam conditions. In review mode, learners can read through one item at a time without attempting it.

12. Live Labs

Live-Lab is a real computer equipment, networked together and conveniently accessible over the internet using virtualization. A live-lab has equipments such as a computer, server, switch or router in it that a user is free to configure.

The benefits of live-labs are:

- Exam based practical tasks
- Real equipment, absolutely no simulations
- Access to the latest industry technologies
- Available anytime, anywhere on any device
- Break and Reset functionality
- No hardware costs

Lab Tasks

Security and Identity

- Creating an Azure Key Vault

Networking

- Creating an Azure Virtual Machine
- Creating and Configuring VNet Peering
- Creating a Subnet
- Configuring a Service Endpoint for an Azure Web App
- Creating an Azure Virtual Network
- Creating a Network Security Group
- Creating an Azure Firewall
- Creating and Configuring an Application Gateway WAF
- Configuring Azure Domain Name System (DNS) for an Azure Virtual Machine (VM)
- Creating an Azure ExpressRoute

- Creating an Azure Virtual Private Network (VPN) Gateway
- Creating a Load Balancer

Compute

- Creating a Container Instance
- Creating an Azure VM Custom Image
- Encrypting a Managed Disk
- Creating and Configuring a Virtual Machine Scale Set
- Creating and Configuring an Availability Set
- Creating an App Service Plan
- Creating a Web App in Azure
- Creating an Azure Function

Data and Storage

- Creating and Managing Azure File Shares
- Creating an Azure Redis Cache
- Creating an Azure Storage Table
- Uploading and Downloading Blobs with the Azure Portal
- Creating a Storage Account
- Creating an Azure Data Explorer Cluster
- Creating an Event Hub and Updating the Azure Key Vault Secret value

Hybrid, Compliance, and Messaging

- Creating an Event Hub
- Creating an Azure Logic Apps

Developing for the Cloud

- Enabling Managed Identity and Allowing Access to the Azure Key Vault Secret

Migrate and Deploy

- Implementing Azure Storage Replication
- Creating and Deploying Azure Resource Manager Templates by Using the Azure Portal
- Deploying an Application from Azure DevOps

Monitor and Recover

- Configuring the Recovery Service Vault

Here's what you get




13. Post-Assessment


After completion of the uCertify course Post-Assessments are given to students and often used in conjunction with a Pre-Assessment to measure their achievement and the effectiveness of the exam.

CONNECT WITH US

 3187 Independence Drive
Livermore, CA 94551,
United States

 +1-415-763-6300

 support@ucertify.com

 www.ucertify.com